AMENDMENTS		
A	ORIGINAL ISSUE	
J R No.	NA	
C	DR'N	C.R.T.
	CH'D	C.R.T.
	DATE	06-6-96
	JR No	950156
OHEW ASSY 11 & 12 ADDED. H1 IN TITLE WAS H.		
MPDO	CHB	
D	DR'N	C.R.T.
	CH'D	C.R.T.
	DATE	30-10-97
	JR No	970059
WASHER 16 DESCRIPTN CORRECTED. BRKT XARM MTG ADDED O.H.E.W. TYPE 14 WAS TYPE 12.		
MPDO	CHB	

NOTES

1. STRUCTURE TO BE ERECTED SO THAT POLE TOPS ARE LEVEL & CROSSARM IS HORIZONTAL.
2. TERMINATION DESIGNED FOR 30/7/3.5 CONDUCTOR WITH 3% U.T.S. AT 5 C & ZERO WIND LOADING.
3. ITEM 7 SHOWS TERMINATION OF HARDEX PILOT CABLE. HARDEX PILOT CABLE NOT TO BE EARTHED TO CONCRETE POLE. REMOVE OUTER EARTH SHEATH OF HARDEX PILOT CABLE BETWEEN DEADEND AND HARDEX PILOT TERMINATION BOX.
4. ITEM 6 SHOWS TERMINATION OF BARE ALUMINIUM O.H.E.W. BOTH POLES TO HAVE EARTHING TERMINATED AS PER ITEM 6 WHERE HARDEX PILOT CABLE IS NOT INSTALLED.

ITEM	PART	DRG	DESCRIPTION	QTY	REMARK
1	NA	056303	POLE CONCRETE TYPE 'H1'	2	–
2	NA	056304	CROSSARM STEEL 152 X 152 X 6000 LG	1	–
3	SB16205	240379	BRACKET CROSSARM MOUNTING	2	–
4	SB18399	054790	BRACE CROSSARM 915 LG	2	–
5	NA	054786	INSULATOR 33/66kV (70kN) TERMINATION ASSEMBLY	3	–
6	NA	072011	O.H.E.W. ASSEMBLY TYPE 11	1	–
7	NA	246090	O.H.E.W. ASSEMBLY TYPE 14	1	–
8	SB16841	043120	BOX PILOT TERMINATION	1	–
9	SZ12767	–	CABLE HARDEX 5 CORE	A/R	–
10	NA	051125	EARTH CONNECTION 'A'	1	–
11	NA	051125	EARTH CONNECTION 'B'	3	–
12	NA	051125	EARTH CONNECTION 'C' (FOR M20 BOLT)	2	–
13	SB19883	050167	EYEBOLT STEEL GALV M20 X 240 LG	3	–
14	SB11521	063900	BOLT STEEL HEX HD GALV M20 X 600 LG	2	–
15	SB11246	063900	BOLT STEEL HEX HD GALV M16 X 450 LG	2	–
16	SB11351	063900	BOLT STEEL HEX HD GALV M16 X 200 LG	2	–
17	SS19581	–	SCREW S/STEEL HEX HD M12 X 25 LG	2	–
18	SW10523	079040	WASHER STEEL FLAT SQ GALV 20 (50 X 50)	10	–
19	SW10531	079038	WASHER STEEL FLAT SQ GALV 16 (50 X 50)	8	–
20	SW10159	–	WASHER S/STEEL FLAT RND 12	2	–
21	SN12068	–	NUT LOCK Z/P M20 (DOTLOCK)	5	–

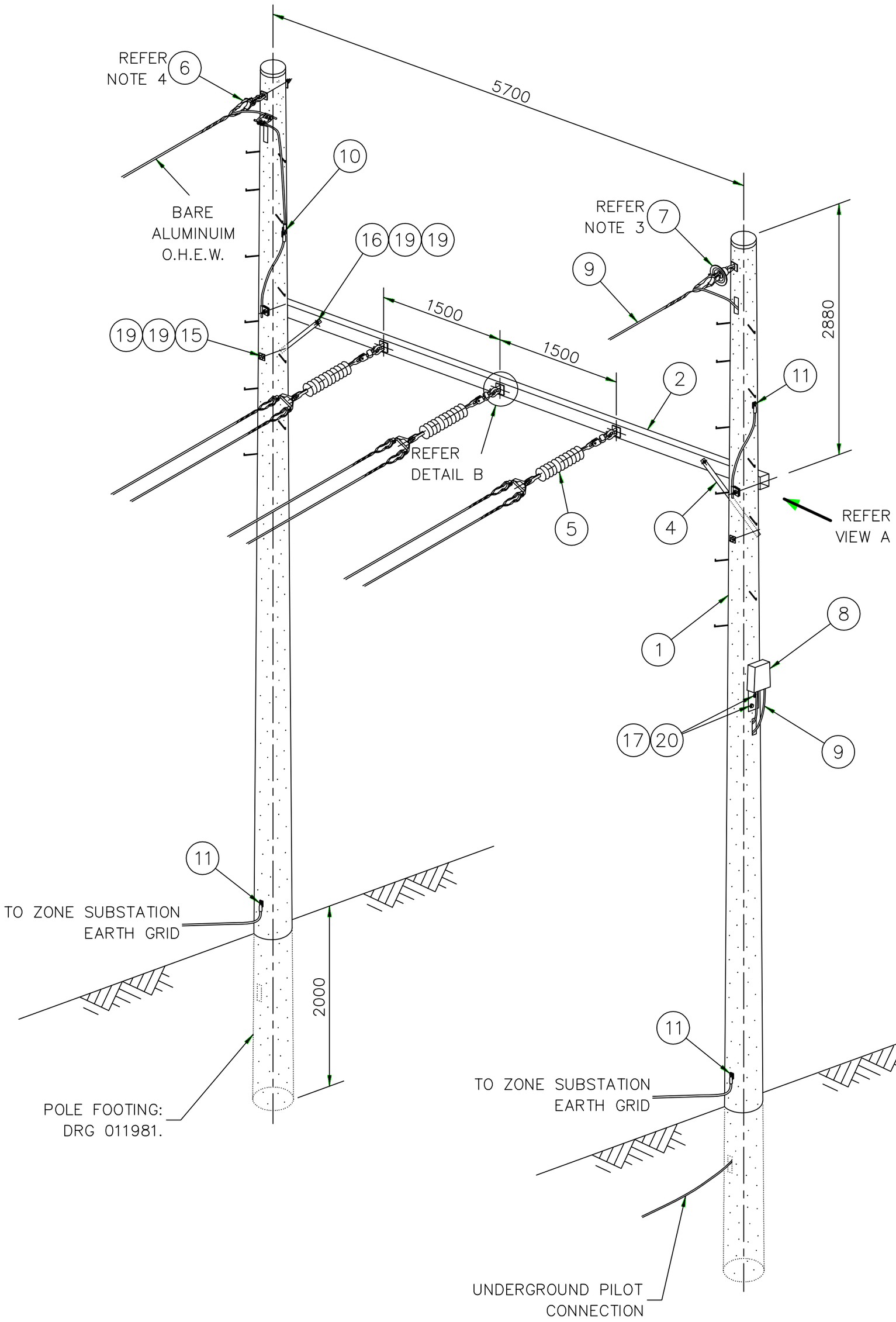

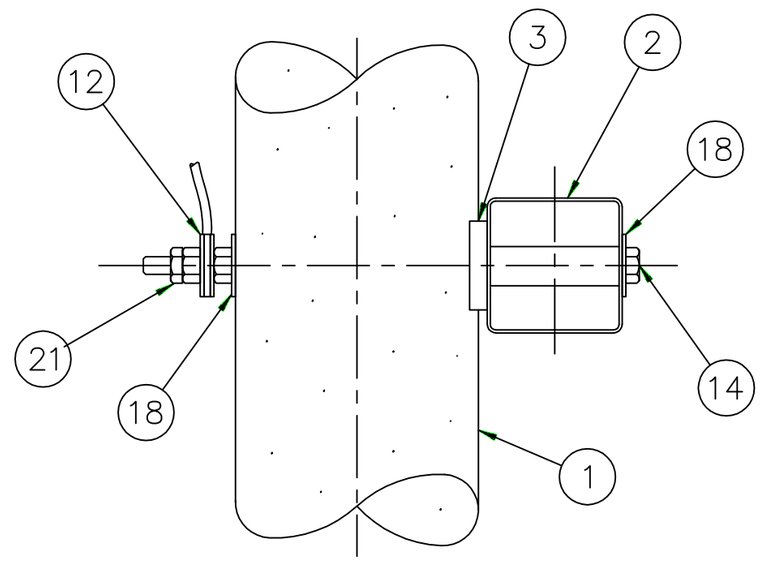

VIEW A

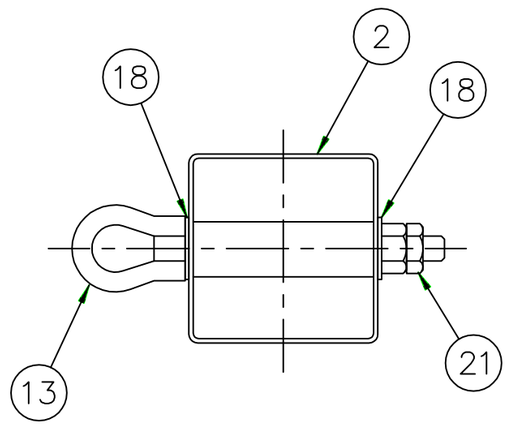

DETAIL B

© This drawing and the copyright therin is the property of Endeavour Energy and may not be copied, reproduced, distributed, loaned or used without the written consent of Endeavour Energy.

ORIGINAL SCALE NONE

APPROVED C.Brown

DRAWN	C.R.T.		
DATE	06-6-96		
CH'D	C.R.T.		

Endeavour Energy

REFERENCE DRAWINGS

DO NOT SCALE
DIMENSIONS IN MILLIMETRES

AUTHORISED W.Isley

OVERHEAD TRANSMISSION
33/66kV SUBSTATION LANDING
STRUCTURE H1
WITH CONCRETE POLES

MGR NETWORK MAINS ASSETS 09-10-96

A2P 056374 D

SHEET No 1 OF 1 SHEETS